

# BUUCTF Reverse/[ACTF新生赛2020]rome

原创

这就是强者的世界么 于 2021-07-20 20:23:04 发布 209 收藏

分类专栏: [# BUUCTF Reverse](#)

版权声明: 本文为博主原创文章, 遵循 [CC 4.0 BY-SA](#) 版权协议, 转载请附上原文出处链接和本声明。

本文链接: <https://blog.csdn.net/ookami6497/article/details/118940105>

版权



[BUUCTF Reverse 专栏收录该内容](#)

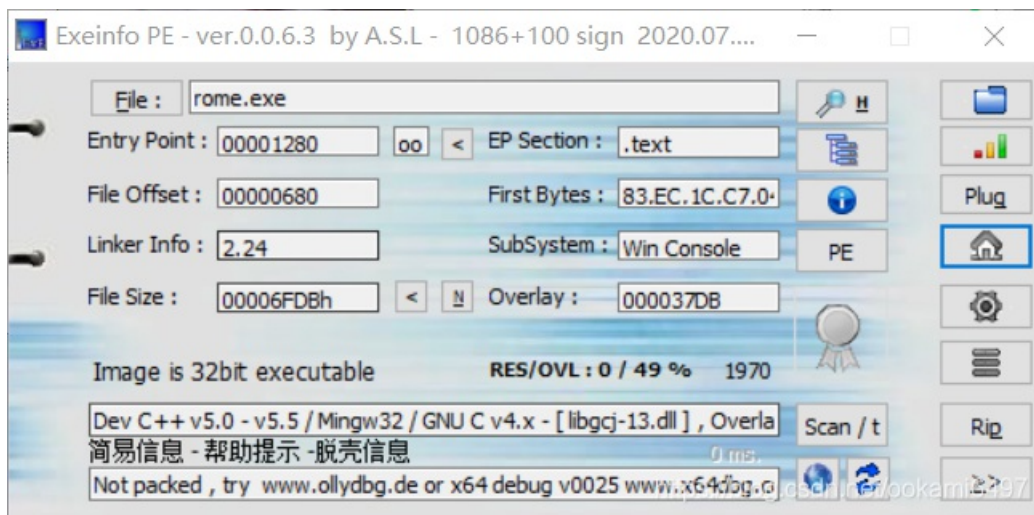
58 篇文章 2 订阅

订阅专栏

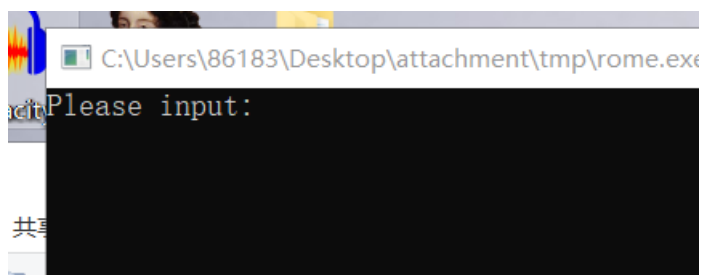
## BUUCTF Reverse/[ACTF新生赛2020]rome



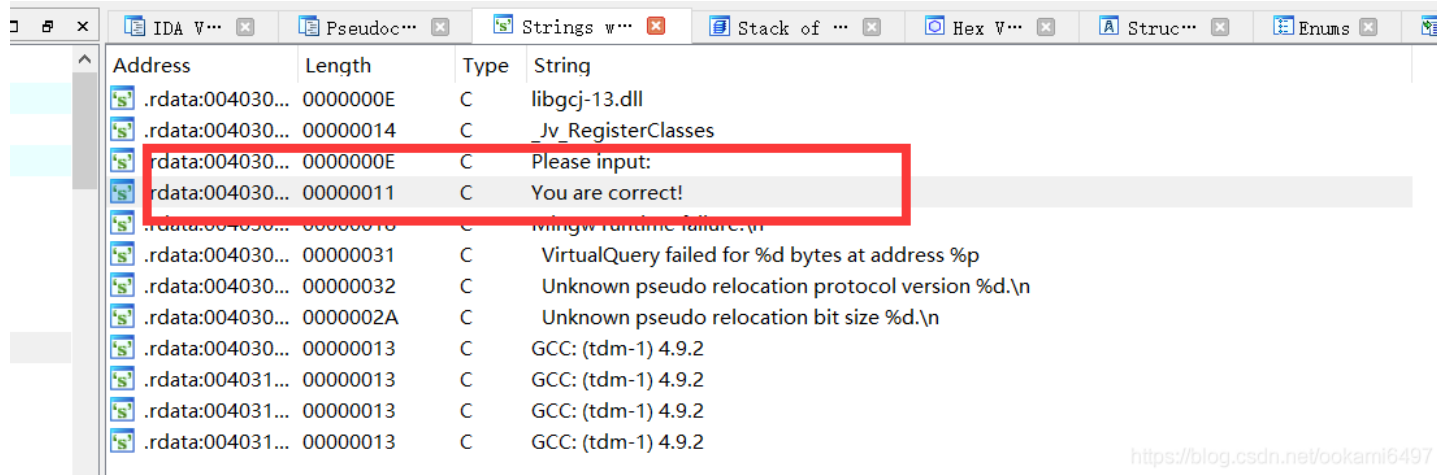
先看文件信息, 没有加壳, 是一个32位程序



打开运行，推测又是字符串比较的题目



拖入IDA32位进行分析，依旧是先找字符串



跟踪跳转，来到func()函数

```
int func()
{
    int result; // eax
    int v1[4]; // [esp+14h] [ebp-44h]
    unsigned __int8 v2; // [esp+24h] [ebp-34h] BYREF
    unsigned __int8 v3; // [esp+25h] [ebp-33h]
    unsigned __int8 v4; // [esp+26h] [ebp-32h]
    unsigned __int8 v5; // [esp+27h] [ebp-31h]
    unsigned __int8 v6; // [esp+28h] [ebp-30h]
    int v7; // [esp+29h] [ebp-2Fh]
    int v8; // [esp+2Dh] [ebp-2Bh]
```

```

int v9; // [esp+31h] [ebp-27h]
int v10; // [esp+35h] [ebp-23h]
unsigned __int8 v11; // [esp+39h] [ebp-1Fh]
char v12[29]; // [esp+3Bh] [ebp-1Dh] BYREF

strcpy(v12, "Qsw3sj_lz4_Ujw@1");
printf("Please input:");
scanf("%s", &v2);
result = v2;
if ( v2 == 65 )
{
    result = v3;
    if ( v3 == 67 )
    {
        result = v4;
        if ( v4 == 84 )
        {
            result = v5;
            if ( v5 == 70 )
            {
                result = v6;
                if ( v6 == 123 )
                {
                    result = v11;
                    if ( v11 == 125 )
                    {
                        v1[0] = v7;
                        v1[1] = v8;
                        v1[2] = v9;
                        v1[3] = v10;
                        *(_DWORD *)&v12[17] = 0;
                        while ( *(int *)&v12[17] <= 15 )
                        {
                            if ( *((char *)v1 + *(_DWORD *)&v12[17]) > 64 && *((char *)v1 + *(_DWORD *)&v12[17]) <= 90 )
                                *((_BYTE *)v1 + *(_DWORD *)&v12[17]) = (*((char *)v1 + *(_DWORD *)&v12[17]) - 51) % 26 + 65;
                            if ( *((char *)v1 + *(_DWORD *)&v12[17]) > 96 && *((char *)v1 + *(_DWORD *)&v12[17]) <= 122 )
                                *((_BYTE *)v1 + *(_DWORD *)&v12[17]) = (*((char *)v1 + *(_DWORD *)&v12[17]) - 79) % 26 + 97;
                            ++*(_DWORD *)&v12[17];
                        }
                        *(_DWORD *)&v12[17] = 0;
                        while ( *(int *)&v12[17] <= 15 )
                        {
                            result = (unsigned __int8)v12[*(_DWORD *)&v12[17]];
                            if ( *((_BYTE *)v1 + *(_DWORD *)&v12[17]) != (_BYTE)result )
                                return result;
                            ++*(_DWORD *)&v12[17];
                        }
                        result = printf("You are correct!");
                    }
                }
            }
        }
    }
}
return result;
}

```

先看这个，输入的字符串经过变换后与v12进行比较，相等则输出 You are correct!

```
while ( *(int *)&v12[17] <= 15 )
{
    result = (unsigned __int8)v12[*(DWORD *)&v12[17]];
    if ( *((_BYTE *)v1 + *(DWORD *)&v12[17]) != (_BYTE)result )
        return result;
    ++*(DWORD *)&v12[17];
}
result = printf("You are correct!");
```

v12的值已经知道

```
strcpy(v12, "Qsw3sj_lz4_Ujw@1");
```

这个就是对输入的字符串作变换的算法，将字符中的字母分为，大写和小写分别进行变换

```
*(DWORD *)&v12[17] = 0;
while ( *(int *)&v12[17] <= 15 )
{
    if ( *((char *)v1 + *(DWORD *)&v12[17]) > 64 && *((char *)v1 + *(DWORD *)&v12[17]) <= 90 )
        *((_BYTE *)v1 + *(DWORD *)&v12[17]) = (*((char *)v1 + *(DWORD *)&v12[17]) - 51) % 26 + 65;
    if ( *((char *)v1 + *(DWORD *)&v12[17]) > 96 && *((char *)v1 + *(DWORD *)&v12[17]) <= 122 )
        *((_BYTE *)v1 + *(DWORD *)&v12[17]) = (*((char *)v1 + *(DWORD *)&v12[17]) - 79) % 26 + 97;
    ++*(DWORD *)&v12[17];
}
```

写出脚本

```

#include <stdlib.h>
#include <stdio.h>
#include <string.h>

int main()
{
    char v12[] = "Qsw3sj_lz4_Ujw@1"; //长度为16
    int flag[17] = {0};
    int i;
    for(i = 0 ; i <= 15; i++)
    {
        if(v12[i] <= 90 && v12[i] > 64) //大写
        {
            flag[i] = v12[i] - 65 + 51;
            while(flag[i] < 65)
            {
                flag[i] += 26;
            }
        }
        else if(v12[i] <= 122 && v12[i] > 96) //小写
        {
            flag[i] = v12[i] - 97 + 79;
            while(flag[i] < 97)
            {
                flag[i] += 26;
            }
        }
        else
        {
            flag[i] = v12[i];
        }
    }
    printf("flag{");
    for(i = 0 ; i < 16 ; i++)
    {
        printf("%c",flag[i],flag[i]);
    }
    printf("}");
    return 0;
}

```

运行得到结果

```

C:\Users\86183\Desktop\oj\1EXAMPLE\bin\Debug\1EXAMPLE.exe
flag{Cae3ar_th4_Gre@t}
Process returned 0 (0x0) execution time : 0.674 s
Press any key to continue.

```

flag{Cae3ar\_th4\_Gre@t}