




# AttributeError: module 'scipy.misc' has no attribute 'imrotate'

原创

农民小飞侠  于 2019-12-26 00:07:31 发布  1346  收藏

分类专栏: [scipy](#)

版权声明: 本文为博主原创文章, 遵循 [CC 4.0 BY-SA](#) 版权协议, 转载请附上原文出处链接和本声明。

本文链接: <https://blog.csdn.net/w5688414/article/details/103707505>

版权



[scipy](#) 专栏收录该内容

0 篇文章 0 订阅

订阅专栏

今天在运行程序的时候程序出现了下面的错误: 、

```
Traceback (most recent call last):
  File "tools/train.py", line 144, in <module>
    main()
  File "tools/train.py", line 117, in main
    optimizer, epoch, writer_dict)
  File "tools/./lib/core/function.py", line 57, in train
    for i, (inp, target, meta) in enumerate(train_loader):
  File "/home/eric/anaconda3/envs/albert/lib/python3.6/site-packages/torch/utils/data/dataloader.py", line
    return self._process_next_batch(batch)
  File "/home/eric/anaconda3/envs/albert/lib/python3.6/site-packages/torch/utils/data/dataloader.py", line
    raise batch.exc_type(batch.exc_msg)
AttributeError: Traceback (most recent call last):
  File "/home/eric/anaconda3/envs/albert/lib/python3.6/site-packages/torch/utils/data/_utils/worker.py", li
    samples = collate_fn([dataset[i] for i in batch_indices])
  File "/home/eric/anaconda3/envs/albert/lib/python3.6/site-packages/torch/utils/data/_utils/worker.py", li
    samples = collate_fn([dataset[i] for i in batch_indices])
  File "tools/./lib/datasets/face300w.py", line 76, in __getitem__
    img = crop(img, center, scale, self.input_size, rot=r)
  File "tools/./lib/transforms.py", line 210, in crop
    new_img = scipy.misc.imrotate(new_img, rot)
AttributeError: module 'scipy.misc' has no attribute 'imrotate'
```

我的scipy的版本是1.3

## 解决方法

```
pip install scipy==0.19
```

## 参考文献

[1]. scipy.misc.imrotate. <https://docs.scipy.org/doc/scipy-1.1.0/reference/generated/scipy.misc.imrotate.html>